

**3M** Science.  
Applied to Life.™

3M™ Knifeless Tapes

**No blade.  
No damage.  
No worry.**

Install any vehicle wrap without using a knife or causing surface damage. Easily cut through any graphic film with sharp, clean lines, whatever the design. No knife means there's no damage for you or your customers to worry about.



# Cuts like a knife. Only better.

Get a line on the lineup of tapes that lets you do more.

Knifeless Tapes were inspired by the idea of never having to worry about surface damage when cutting any graphic film. Designed by graphics installers for graphics installers, Knifeless Tape gives new installers the opportunity to start trimming sooner, gaining confidence. And it takes experienced installers to the next level – increasing their speed and unleashing their creativity. What could be better than that?

For tips, videos and more information, visit [www.3Mgraphics.com/eu/knifelesstape](http://www.3Mgraphics.com/eu/knifelesstape)

## Classic Series



### 3M™ Finish Line Knifeless Tape KTS-FL1

Our #1 product set the new industry standard for finishing vehicle graphic installations without a blade.

- ▶ Easily cuts most vinyl wrap films
- ▶ Patented design turns easily in any direction to follow contours and curves
- ▶ For single or multiple vinyl layer applications



▲ Follow contours and curves on any part of the vehicle.



### 3M™ Perf Line Knifeless Tape KTS-PERF1

Easily cut a uniform margin between window graphic and rubber molding.

- ▶ Use to cut laminated, perforated window films and create a uniform relief cut along rubber molding before applying edge-sealing tape
- ▶ Can be used to bridge tight gaps and trimming



▲ Create a uniform relief cut between window graphic and rubber molding.



### 3M™ Bridge Line Knifeless Tape KTS-BL1

Create evenly cut graphics bridging from one panel to the next for a professional finish.

- ▶ Use to achieve clean and uniform cuts in wide gaps between doors, fenders and rubber moldings
- ▶ For single or multiple vinyl layer applications



▲ Evenly cut in gaps between car panels.

## Design Series

### 3M™ Design Line Knifeless Tape KTS-DL1

Flexible tape and filament are engineered to easily create highly contoured designs and leave a sharp, clean edge.

- ▶ Create striping, accents and designs that rival using a knife or plotter
- ▶ Patented design stretches slightly and turns easily in any direction for one-of-a-kind works of art
- ▶ Tape can be broken with hands for faster application
- ▶ For single layer vinyl applications




▲ Create unique accents and designs.

### 3M™ Tri Line Knifeless Tape KTS-TL6 & KTS-TL9

Unique, triple-lined tape ensures accurate, consistent stripe width from one end of the vehicle to the other.

- ▶ Create pinstripes, gaps and butt seams that rival using a knife or plotter
- ▶ Create different widths using 6 mm, 9 mm or a combination of both
- ▶ Patented design stretches slightly and turns easily in any direction for one-of-a-kind works of art
- ▶ Tape can be broken with hands for faster application
- ▶ For single layer vinyl applications



▲ Create consistent pinstripes using any wrap films.

## Premium Series

### 3M™ Precision Line Knifeless Tape KTS-PL1

This revolutionary tool gives even the most challenging film installations a sharp, clean edge.

- ▶ Ultra-fine, ultra-sharp filament cuts reflective, metallic, chrome, dry-erase and 3M™ DI-NOC™ films, plus all other vinyl and non-vinyl films
- ▶ Patented design turns easily in any direction to follow contours and curves
- ▶ For single or multiple layer applications



▲ Create a clean, seamless butt joint between two challenging films.

### 3M™ PPF Line Knifeless Tape KTS-PPF1

The two-tape system makes installing pliable paint protection films quick and easy – get crisp, clean, symmetrical cuts without a plotter.

- ▶ Ultra-fine, ultra-sharp filament cuts paint protection films and vinyl window films
- ▶ Combining the cover tape and the cutting tape makes film more rigid, ensuring sharp edges
- ▶ Patented design conforms around contours and curves



▲ Cut paint protection films crisp and clean during wet applications.

## No blade. No damage. No worry.


Precisely and efficiently cut through graphic film without a knife and without surface damage to create a clean line.



### **3M™ Finish Line Knifeless Tape** KTS-FL1

The industry standard for finishing vehicle graphic installations without a blade.

- ▶ Easily cuts most vinyl wrap films



### **3M™ Tri Line Knifeless Tape** KTS-TL6 & KTS-TL9

Unique, triple-lined tape ensures accurate, consistent stripe width from one end of the car to the other.

- ▶ Create pinstripes, gaps and butt seams
- ▶ Create different widths using 6 mm, 9 mm or a combination of both



### **3M™ Bridge Line Knifeless Tape** KTS-BL1

Create evenly cut graphics bridging from one panel to the next for a professional finish.


- ▶ Achieve clean, uniform cuts in wide gaps



### **3M™ Design Line Knifeless Tape** KTS-DL1

Get the flexibility you need to create highly contoured designs with sharp edges.

- ▶ Stretches slightly and turns easily for one-of-a-kind works of art



### **3M™ Perf Line Knifeless Tape** KTS-PERF1

Cut laminated, perforated window films with a clean and sharp edge.

- ▶ Create uniform relief cuts along rubber moldings
- ▶ Can be used to bridge tight gaps



### **3M™ Precision Line Knifeless Tape** KTS-PL1

Cut reflective, metallic, 3M™ DI-NOC™ and other films with this ultra-fine, ultra-sharp filament.

- ▶ Turns easily in any direction to follow contours and curves



#### **Commercial Solutions**

Hermeslaan 7  
1831 Diegem  
Belgium

[www.3Mgraphics.com/eu/knifelesstape](http://www.3Mgraphics.com/eu/knifelesstape)

© 3M 2016. All rights reserved. 3M and DI-NOC are trademarks of 3M. Used under license in Canada.  
Please recycle. December 2016.